

Technical Specification for Valve Regulated Lead-Acid Batteries (VRLA-GEL)

1. Application

BAE *SECURA PVV solar* batteries don't need to be refilled with water during the whole service life. Therefore, this battery type is maintenance-free. This eliminates checking of electrolyte level.

The batteries are used to store electric energy in medium and large solar photovoltaic installations.

Due to the robust tubular plate design BAE PVV Batteries are excellent suited for highest requirements regarding cycling ability and long lifetime.



2. Technical data (Reference temperature 20 °C)

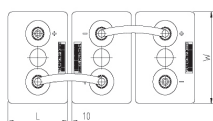
Type	C_{1h} Ah	C_{10h} Ah	C_{20h} Ah	C_{72h} Ah	C_{100h} Ah	C_{120h} Ah	C_{240h} Ah	R_i 1) mΩ	I_k 2) kA	Length (L) mm	Width (W) mm	Height (H) mm	Weight kg
U_g V/cell	1.67	1.80	1.80	1.80	1.80	1.80	1.80						
2 PVV 140	71	121	134	153	157	158	165	1.65	1.30	105	208	420	12.4
3 PVV 210	107	182	202	229	236	238	247	1.15	1.86	105	208	420	17.1
4 PVV 280	143	243	268	306	314	318	331	0.89	2.40	105	208	420	19.4
5 PVV 350	179	304	336	383	393	397	412	0.73	2.91	126	208	420	23.3
6 PVV 420	215	364	404	460	472	477	496	0.63	3.39	147	208	420	27.4
5 PVV 550	254	447	506	570	583	589	609	0.68	3.14	126	208	535	31.4
6 PVV 660	302	529	598	671	686	693	715	0.58	3.64	147	208	535	36.9
7 PVV 770	350	610	688	770	788	795	820	0.52	4.12	168	208	535	42.4
6 PVV 900	417	729	834	943	968	978	1,012	0.46	4.63	147	208	710	51.0
7 PVV 1050	492	858	980	1,116	1,140	1,154	1,195	0.36	5.81	215	193	710	61.9
8 PVV 1200	559	970	1,106	1,252	1,280	1,296	1,344	0.32	6.54	215	193	710	68.8
9 PVV 1350	616	1,090	1,252	1,418	1,450	1,464	1,524	0.34	6.29	215	235	710	77.0
10 PVV 1500	691	1,200	1,382	1,562	1,600	1,620	1,675	0.28	7.50	215	235	710	83.9
11 PVV 1650	748	1,320	1,512	1,713	1,750	1,764	1,836	0.28	7.56	215	277	710	92.2
12 PVV 1800	822	1,440	1,644	1,857	1,900	1,920	1,989	0.24	8.63	215	277	710	99.2
11 PVV 2090	839	1,570	1,772	2,023	2,070	2,088	2,169	0.27	7.86	215	277	855	108.2
12 PVV 2280	927	1,710	1,918	2,181	2,230	2,256	2,337	0.23	9.18	215	277	855	116.5
13 PVV 2470	1,040	1,890	2,120	2,426	2,490	2,508	2,592	0.18	11.91	215	400	815	131.4
14 PVV 2660	1,125	2,070	2,320	2,678	2,740	2,772	2,880	0.17	12.63	215	400	815	141.2
15 PVV 2850	1,191	2,170	2,420	2,772	2,840	2,868	2,976	0.16	13.25	215	400	815	147.9
16 PVV 3040	1,265	2,300	2,580	2,937	3,000	3,036	3,144	0.15	13.94	215	400	815	156.2
17 PVV 3230	1,358	2,480	2,780	3,182	3,260	3,300	3,408	0.14	15.32	215	490	815	173.6
18 PVV 3420	1,433	2,610	2,920	3,348	3,420	3,468	3,576	0.13	16.03	215	490	815	181.4
19 PVV 3610	1,507	2,740	3,080	3,506	3,590	3,624	3,744	0.12	16.70	215	490	815	189.6
20 PVV 3800	1,581	2,870	3,220	3,664	3,750	3,792	3,912	0.12	17.37	215	490	815	197.8
22 PVV 4180	1,740	3,210	3,600	4,118	4,220	4,272	4,416	0.11	18.43	215	580	815	205.7
24 PVV 4560	1,887	3,470	3,900	4,442	4,550	4,596	4,752	0.10	19.76	215	580	815	222.0
26 PVV 4940	2,014	3,650	4,060	4,608	4,710	4,764	4,920	0.10	21.02	215	580	815	235.1

1, 2) Internal resistance R_i and short circuit current I_k according to IEC 60896-21

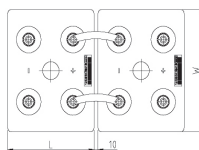
Height (H) is the maximum height between container bottom and top of the bolts in assembled condition.

All values given in the table correspond to 100 % DOD without voltage drop of connectors. Please consider item 7.

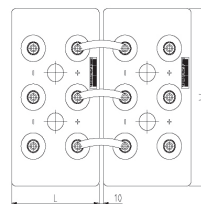
3. Terminal positions



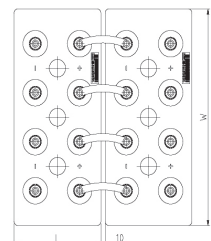
2 PVV 140 to 6 PVV 900



7 PVV 1050 to 12 PVV 2280



13 PVV 2470 to 16 PVV 3040



17 PVV 3230 to 26 PVV 4940

Terminals are designed as female poles with brass inlay M10 for flexible insulated copper cables with cross-section 25, 35, 50, 70, 95 or 120 mm² or insulated solid copper connectors with cross-section 90, 150 or 300 mm².

Technical Specification for BAE *SECURA PVV solar*



4. Design

Positive electrode	tubular-plate with woven polyester gauntlet and solid grids in a corrosion-resistant PbCaSn-alloy
Negative electrode	grid-plate in PbCaSn-alloy with long-life expander material
Separation	microporous separator
Electrolyte	sulphuric acid with a density of 1.24 kg/l (20 °C), fixed as GEL by fumed silica
Container and lid	high impact ABS (Acrylonitrile-Butadiene-Styrene), grey coloured (colour may vary slightly from given image), UL-94 rating: HB, on request also in UL-94 rating V-0
Valve	valve with flame arrestor, opening pressure approx. 120 mbar
Pole bushing	100 % gas- and electrolyte-tight, sliding, plastic coated "Panzerpol"
Kind of protection	IP 25 regarding EN 60529, touch protected according to VBG 4
Horizontal operation	Please use BAE special type PVV "horizontal". The construction and production of this type is adapted to the horizontal operation.

5. Installation

BAE *SECURA PVV solar* batteries are designed for indoor applications. For outdoor applications please contact BAE.

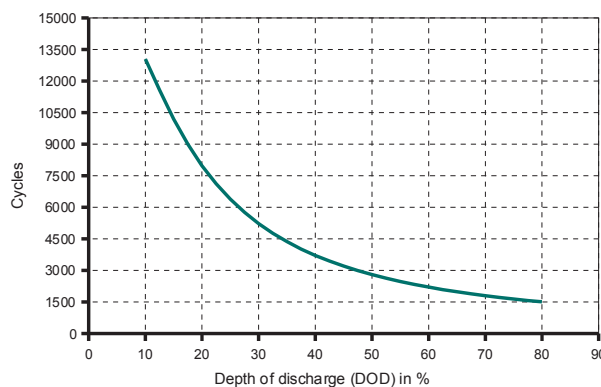
6. Maintenance

Every 6 months	check battery voltage, pilot cell voltages and temperatures
Every 12 months	check connections, record battery voltage, cell voltages and temperatures

7. Operational data

Depth of discharge (DOD)	max. 80 % ($U_e = 1.91$ V/cell for discharge times >10 h; 1.74 V/cell for 1 h), deep discharges of more than 80 % DOD have to be avoided
Initial charge current (I or bulk phase)	unlimited, the minimal charge current has to be 1.5 A/100 Ah C_{10}
Charge voltage at cyclic operation	restricted from 2.30 V to 2.40 V per cell, operating instruction is to be observed
Float voltage/non cyclic operation	2.25 V/cell
Adjustment of charge voltage	no adjustment necessary if battery temperature is between 10 °C and 45 °C (50 °F and 113 °F) in the monthly average, $\Delta U/\Delta T = -0.003$ V/cell per K below 10 °C (50 °F)
Recharge to 100 %	within a period of 1 up to 4 weeks
IEC 61427 cycles	>3,000 (A+B) at 40 °C (104 °F)
Battery temperature	-20 °C to 45 °C (-4 °F to 113 °F), recommended temperature range 10 °C to 30 °C (50 °F to 86 °F)
Self-discharge	approx. 2 % per month at 20 °C (68 °F)

8. Number of cycles as function of Depth of discharge



9. Transport

Batteries are not subject to ADR (road transport), if the conditions of Special Provisions 598 and 238 (Chapter 3.3) are observed. BAE cells/batteries are conform to the IMDG-Code, therefore these products are no dangerous goods on sea transport.

10. Standards

Test standards	IEC 60896-21, IEC 61427
Safety standard, ventilation	EN 50272-2